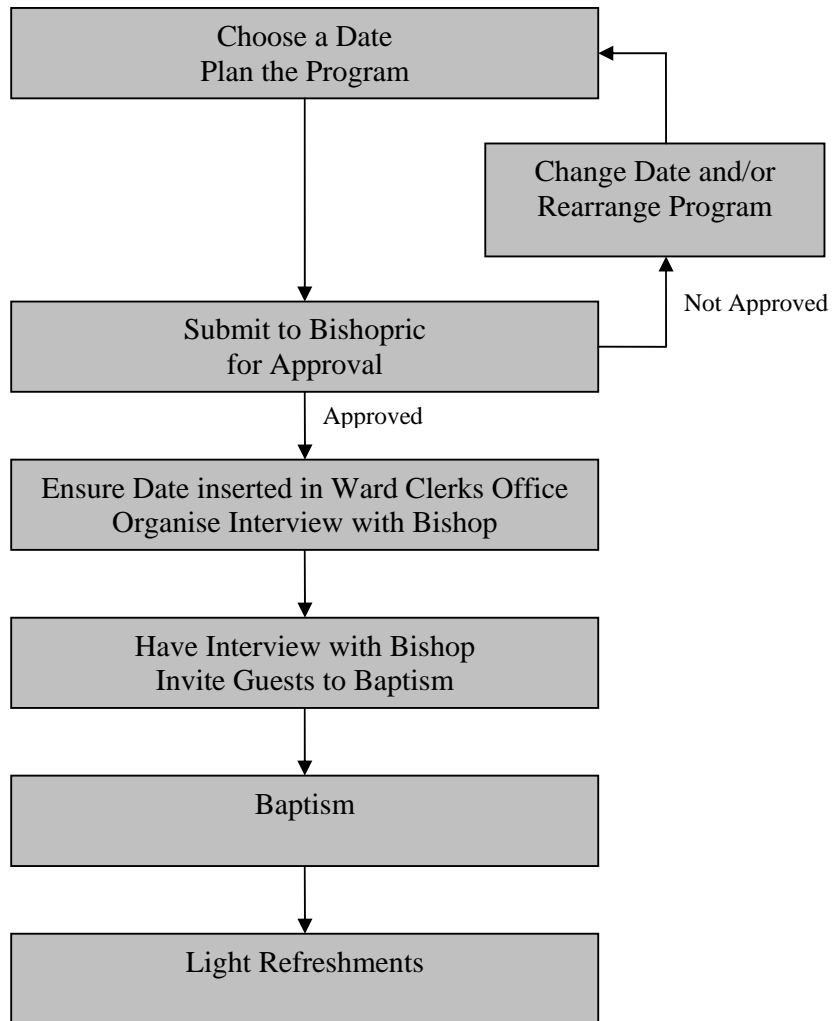


# Organising Your Baptism

Using the Checklist and the Flow chart will assist in your plans for Baptism  
Ensure that you have approval 3 weeks in advance



# *Baptismal Checklist*

## **Arranging the Program**


- Have a date approved (with the Bishop - preferably Sunday), and book the Chapel with the Calendar in the Clerks Office
- Opening Hymn
- Opening Prayer
- A Person to Conduct the meeting (usually a Bishopric Member)
- A short talk on Faith and Repentance
- A short talk on Baptism and the Gift of the Holy Ghost
- Someone to Baptise approved by the Bishop
- Two Priesthood holders to witness
- Someone to Confirm (please note that to keep this ordinance sacred and efficient, please limit the number of people participating)
- Someone to play the piano or music
- Closing Hymn
- Closing Prayer

## **Please Remember:**

- Arrive at least 30 minutes early for photos
- A musical item or the playing of hymns is a good idea for when the person is getting changed
- Limit musical items to two during the Baptism
- Light refreshments are suggested for after the Baptism at the Chapel. We would like you to remember the special spirit of the Baptismal service without it getting lost in a party.
- Videos of children or power point presentations are permitted during light refreshments in the court yard, but not during the baptism
- Cameras are permitted to take photos before and after the baptism, but not during the ordinance or service.
- To assure your child that the water will be warm
- Ensure someone is with your child to help them change out of their wet clothes.

## **What to Bring on the Day**

- All items of clothing must be white:
- Girls – dress or skirt and top  
Socks or stockings, underwear  
Towel, hair brush and hair tie  
Spare change of clothing and shoes
- Boys – shirt and pants  
Socks and underwear  
Tie if available  
Towel and hair brush  
Spare change of clothing and shoes



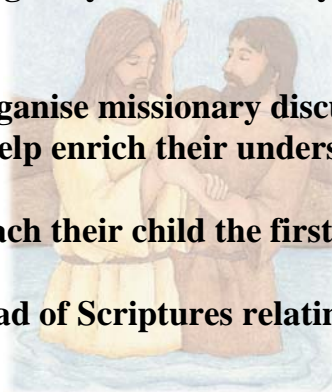
"Baptism into this Church is a serious thing. It represents a covenant made with our Heavenly Father. It is much more than a right of passage. It is a gateway to a new manner of living, and a new road on which to walk that leads to immortality and eternal life. It was never intended as a dead end. It was intended to open a glorious and wonderful way of life to all who would walk in obedience to the commandments of God."

**- President Gordon B. Hinckley**

**The Beenleigh Primary Presidency are happy that your child has made the decision to be baptised. We know that preparation for this event can be challenging so we have prepared a preparation kit to assist in your plans. Included is a flow chart, checklist and blank program**

**We encourage:**

- **Parents to discuss baptism with their child and review this process during the year so that they feel comfortable and feel the spirit.**
- **Parents to organise missionary discussions prior to your child's birthday to help enrich their understanding of the gospel.**
- **Parents to teach their child the first four articles of faith.**
- **Parents to read of Scriptures relating to Baptism with their child.**
- **Parents to enjoy the day and feel of the spirit**



**If you need any further assistance regarding your baptism please don't hesitate to ask.**

**With Love,**

**Your Primary Presidency**

# *Primary Baptism Kit*

